



Cynthia's Uke Social Jam Packet

PianoFight 1/30/2018

packet updated 1/2018

Song List

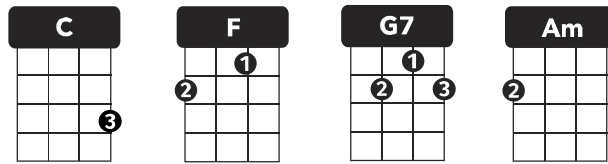
- | | |
|-------------------------------|---|
| 1. Brown Eyed Girl | 13. Purple Rain |
| 2. Can't Help Falling in Love | 14. Riptide |
| 3. Creep | 15. Somewhere Over the Rainbow/
Wonderful World Medley |
| 4. Don't Stop Believin' | 16. Stand By Me |
| 5. Friday I'm in Love | 17. Stuck in the Middle with You |
| 6. I'm Yours | 18. Tainted Love |
| 7. Landslide | 19. Take On Me |
| 8. Leaving on a Jet Plane | 20. Three Little Birds |
| 9. Let it Be | 21. Waiting in Vain |
| 10. The Lion Sleeps Tonight | 22. Wonderful Tonight |
| 11. Perhaps Perhaps Perhaps | |
| 12. Proud Mary | |

compiled and arranged by Cynthia Lin, <http://cynthialin.com/ukulele>
tutorials for many of these songs can be found at Cynthia's YouTube page:
<http://youtube.com/cynthialinmusic>

BROWN EYED GIRL

by Van Morrison, 1967

Ukulele arrangement by Cynthia Lin, <http://cynthialin.com/ukulele>



INTRO x 2

	C	F	C	G7/
A	-----	-----	-----	-2-----2-3-5-
E	-----	-1-3-5--3-1--	-----	-1-----
C	-0-2-4--2-0--	-----	-0-2-4--2-0--	-2-----
G	-----	-----	-----	-----

VERSE

C	F	C	G7
Hey, where did we go	days when the rain came		
Down in the hollow	playing a new game		
Laughing, and a-running, hey, hey	Skipping and a jumping		
in the misty morning fog with	our hearts a thumpin'		

CHORUS

F	G7	C	Am	F	G7	C	G7
and you,	my brown eyed girl			You, my	brown eyed girl		

VERSE

C	F	C	G7
Whatever happened	to Tuesday and so slow		
Going down to the old mine With a	transistor radio		
Standing in the sunlight laughing	Hide behind a rainbow's wall		
Slipping and a sliding	All along the waterfall		

CHORUS

F	G7	C	Am	F	G7	C	→
with you,	my brown eyed girl			You, my	brown eyed girl		

BRIDGE

G7	G7	G7//
Do you remember when	we used to sing	

BREAK

C	F	C	G7
Sha la la la la la la	la la la la te da	Just like that	
Sha la la la la la la	la la la la te da	la te da	HOLD C C

VERSE

C	F	C	G7
So hard to find my way	Now that I'm all on my own		
I saw you just the other day,	My, how you have grown		
Cast my memory back there Lord	Sometimes I'm overcome thinking about it		
Playing uke in the green grass	Behind the stadium		

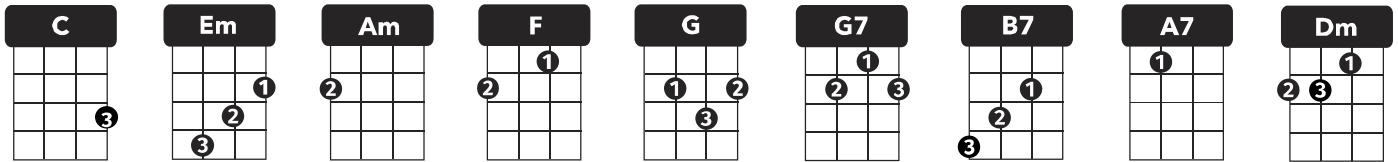
CHORUS

F	G7	C	Am	F	G7	C	→
with you,	my brown eyed girl			You, my	brown eyed girl		

REPEAT BRIDGE - BREAK x 2 - END C/

CAN'T HELP FALLING IN LOVE

by Hugo Peretti, Luigi Creatore and George David Weiss, 1961
Ukulele arrangement by Cynthia Lin, <http://cynthialin.com/ukulele>



timing: 6/8 time, 6 beats per measure

fingerpicking pattern: [1 - 2 - 3 - 4 - 3 - 2] per chord

strum pattern: [D - d - d - D - d - d] per chord

INTRO (pick)

C

VERSE (pick)

C	Em	Am	Am		F	C	G	G
Wise	men	say,		only	fools	rush	in	
F	G	Am	F		C	G7	C	C
but I	can't	help	falling in		love	with	you	

C	Em	Am	Am		F	C	G	G
Shall	I	stay?		Would it be	a	sin?		
F	G	Am	F		C	G7	C	C
but I	can't	help	falling in		love	with	you	

BRIDGE (strum)

Em		B7		Em		B7	
Like a river		flows		surely to the		sea	
Em		B7		Em		A7	Dm G7 /
Darling so it		goes,		some things		are meant to be	

VERSE (pick)

C	Em	Am	Am		F	C	G	G
Take	my	hand,		take my	whole	life	too	
F	G	Am	F		C	G7	C	C
for I	can't	help	falling in		love	with	you	

END (pick)

F	G	Am	F/		C	G7	C	C /
No, I	can't	help	falling in		love	with	you	

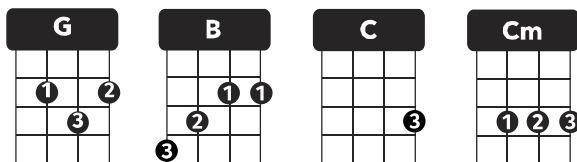
CREEP

by Radiohead

Ukulele arrangement by Cynthia Lin, <http://cynthialin.com/ukulele>

in fingerpicking notation, 1 = thumb, 2 = index finger, 3 = middle finger, 4 = ring finger

counts: 1 2 3 4
fingerpicking pattern: [1 - 2 - (34) - 2]
downbeat strum: [d d D d]
4 per chord



VERSE (pick)

	G	B
When you were here before	Couldn't look you in the eye	
C	Cm	
You look like an angel	Your skin makes me cry	
G	B	
You float like a feather	In a beautiful world	
C	Cm	
I wish I was special	You're so very special	

CHORUS (pick)

G	B	C	Cm (hold on 3)
But I'm a creep, I'm a weirdo,	What the hell am I doin' here?	I don't belong here	

VERSE (strum)

G	B	C	Cm
I don't care if it hurts, I wanna have control	I wanna perfect body, I want a perfect soul		
G	B	C	Cm
I want you to notice, When I'm not around	You're so very special, I wish I was special		

CHORUS (strum)

G	B	C	Cm
But I'm a creep, I'm a weirdo,	What the hell am I doin' here?	I don't belong here, oh oh	

BREAK (strum)

G	B	C	Cm
She's running out again, She's running out, She runs runs runs			
G	B	C	Cm (hold on 3)
ruuuuuuuu-uns	Ruuuuuuuu-un		

VERSE (pick)

G	B	C	Cm
Whatever makes you happy Whatever you want, You're so very special, I wish I was special			

CHORUS (pick)

G	B	C	Cm (hold on 3)
But I'm a creep, I'm a weirdo,	What the hell am I doin' here?	I don't belong here	

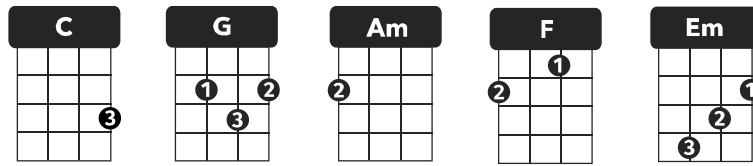
END

G/ (single strum)
I don't belong here

DON'T STOP BELIEVIN'

by Journey, 1981

Ukulele arrangement by Cynthia Lin, <http://cynthialin.com/ukulele>



fingerpicking pattern: [(134) - 2] x 4 per chord

chucking island strum: [D- Xu -u Xu] x 1 per chord, X = chuck

INTRO (pick) or SOLO1

	C	G	Am	F	C	G	Am	F
A	-----	---0-2-0	---2-3--	---2-3--	-----	---0-2--	-----	-----
E	-----0-3	-----	-----1	-----0-3	-----0-3	-----0	---0-1	-----
C	---0---2---	-----	-----	-----0	---2---	-----	-----	-----
G	-----	-----	-----	-----	-----	-----	-----	-----

VERSE (pick)

C	G	Am	F
Just a	small town girl,	living in a	lonely world
C	G	Am	F
She took the	midnight train going	anywhere	
C	G	Am	F
Just a	city boy,	born and raised in	south Detroit
C	G	Am	F
He took the	midnight train going	anywhere	

BREAK (pick) or SOLO1

C	G	Am	F		C	G	Am	F
---	---	----	---	--	---	---	----	---

VERSE (pick)

C	G	Am	F
A singer in a	smoky room,	smell of wine and	cheap perfume
C	G	Em (hits - soft)	F (hits - build)
For a smile they can	share the night, it goes	on and on and	on and on

PRE-CHORUS (strum)

F	F	C	C
Strangers	waiting	up and down the	boulevard
F	F	C	C
Their shadows	searching in the	night	
F	F	C	C
Streetlights, people,	living just to	find emotion	
	1 & 2 & 3 & 4 & - 1 & 2 & 3 & 4 &		
F	F	[G/ C/ G/ - C/ F/]	
Hiding	somewhere in the	night	(flip to page 2)

HALF BREAK (*strum*) **C** **G** **Am** **F**

VERSE (*strum*) **C** **G** **Am** **F**
 Working hard to get my fill, everybody wants a thrill
C **G** **Am** **F**
 Paying anything to roll the dice, just one more time
C **G** **Am** **F**
 Some will win, some will lose, some were born to sing the blues
C **G** **Em** (*hits - soft*) **F** (*hits - build*)
 Oh, the movie never ends, it goes on and on and on and on

PRE-CHORUS (*strum*) **F** **F** **C** **C**
 Strangers waiting up and down the boulevard
F **F** **C** **C**
 Their shadows searching in the night
F **F** **C** **C**
 Streetlights, people, living just to find emotion
 1 & 2 & 3 & 4 & - 1 & 2 & 3 & 4 &
F **F** [**G/** **C/** **G/ -** **C/ F/**]
 Hiding somewhere in the night

BREAK (*strum*) or SOLO2

	C	G	Am	F	C	G	Em	F
A	-8--7--5	-8--7--	---8-7-5--	-----	-8--7--5	-8--7-5--	(10)--(14)	(15)-
E	-----	-----	-----8	-7--8-5--	-----	-----8-	-----	-----
C	-----	-----	-----	-----7-	-----	-----	-----	-----
G	-----	-----	-----	-----	-----	-----	-----	-----

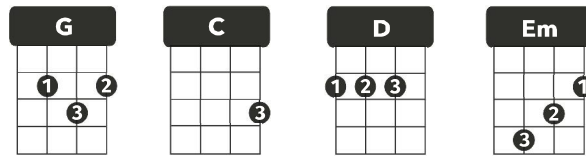
CHORUS (*strum*) **C** **G** **Am** **F**
 Don't stop be-lievin' hold on to the feeling
C **G** **Em** **F**
 Streetlights people
C **G** **Am** **F**
 Don't stop be-lievin' hold on to the feeling
C **G** **Em** **F**
 Streetlights people

END **C/** **C/**
 Don't Stop

BEGINNER JAM

FRIDAY I'M IN LOVE

by The Cure



ISLAND STRUM

TIMING: one island strum per chord

VERSE 1

G I don't care if	C Monday's blue	G Tuesday's grey and	D Wednesday too
Em Thursday I don't	C care about you	G It's Friday	D I'm in love
G Monday you can	C fall apart	G Tuesday Wednesday	D break my heart
Em Thursday doesn't	C even start	G It's Friday	D I'm in love

CHORUS

C Saturday	D wait	Em Sunday always	C comes too late	G But Friday never	D hesitate
----------------------	------------------	----------------------------	----------------------------	------------------------------	----------------------

VERSE 2

G I don't care if	C Monday's black	G Tuesday Wednesday	D heart attack
Em Thursday never	C looking back	G It's Friday	D I'm in love
G Monday you can	C hold your head	G Tuesday Wednesday	D stay in bed
Em Thursday watch the	C walls instead, It's	G Friday	D I'm in love

CHORUS

C Saturday	D wait	Em Sunday always	C comes too late	G But Friday never	D hesitate
----------------------	------------------	----------------------------	----------------------------	------------------------------	----------------------

BRIDGE

Em Dressed up to the	C eyes, it's a wonderful sur	G -prise, To see your	D shoes and your spirits rise
Throwin out your	frown, just smilin at the	sound, as sleek as a	sheik spinning round & round
Always take a big	bite, it's such a gorgeous	sight To see you	eat in the middle of the night
You can never get	enough, enough of this	stuff It's Friday	I'm in love

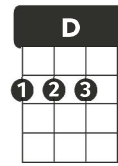
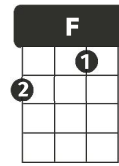
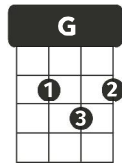
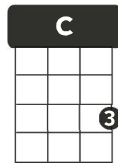
VERSE 1

G I don't care if	C Monday's blue	G Tuesday's grey and	D Wednesday too
Em Thursday I don't	C care about you	G It's Friday	D I'm in love
G Monday you can	C fall apart	G Tuesday Wednesday	D break my heart
Em Thursday doesn't	C even start	G It's Friday	D I'm in love

LESSON 2

I'M YOURS

by Jason Mraz



1 & 2 & 3 & 4 &

BACKBEAT STRUM: d D | d D | d D | d D

each downstrum now gets a second beat, known as the backbeat

try to control the first downbeat to be quieter so that the emphasis is on the backbeat

TIMING: 4 sets per chord

VERSE 1

C

Well, you done done me and you bet I felt it

G

I tried to be chill but you're so hot that I melted

Am

I fell right through the cracks

F

and I'm trying to get back

C

before the cool done run out I'll be given it my bestest

G

and nothin's gonna stop me but divine intervention

Am

I reckon it's again my turn

F

to win some or learn some

practice singing just the underlined syllables to build your singing-while-playing skills

CHORUS 1

C

I won't

G

hesi-tate no more, no

Am

more, it cannot

F

wait I'm yours

Break: C G Am F

VERSE 2

C

Well open your mind and see like me

G

open up your plans and damn you're free

Am

look into your heart and you'll find

F

love love love love

C

listen to the music of the moment people dance and sing we're just one big family

G

Am

It's our god forsaken right to be

F

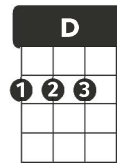
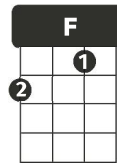
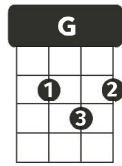
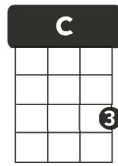
loved loved loved loved

D(hold)

Loved

LESSON 2

I'M YOURS (CONTINUED)



CHORUS 2

C	G	Am	F
So I won't hesi- <u>tate</u> no more, no <u>more</u> , it cannot <u>wait</u> I'm sure			
C	G	Am	F
There's no <u>need</u> to compli- <u>cate</u> , our time is <u>short</u> , this is our <u>fate</u> , I'm yours			

Break: C G Am F

VERSE 3

C	I've been spending way too long checking my tongue in the mirror
G	And bending over backwards just to try to see it clearer
Am	But my breath fogged up the glass
F	And so I drew a new face and I laughed
C	I guess what I'll be saying is there ain't no better reason
G	To rid yourself of vanities and just go with the seasons
Am	It's what we aim to do
F	Our name is our virtue

CHORUS 3

C	G	Am	F
I won't hesi- <u>tate</u> no more, no <u>more</u> , it cannot <u>wait</u> I'm yours			

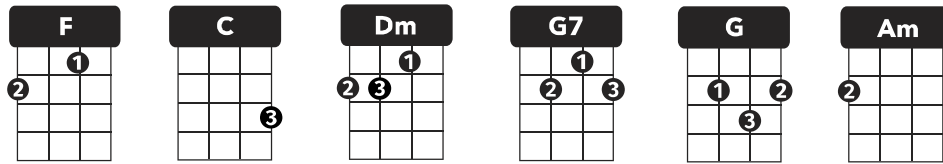
VERSE 4

C	G	Well open your mind and see like me	open up your plans and damn you're
Am	F	look into your heart and you'll find	the sky is yours
C	G	so please don't please don't please don't, there's no need to complicate	
Am	F	D(hold)	
'cause our time is short	This this this is our fate	I'm yours	

LANDSLIDE

by Stevie Nicks (Fleetwood Mac), 1975

Ukulele arrangement by Cynthia Lin, <http://cynthialin.com/ukulele>



beginner: island strum, 1 per chord

intermediate: fingerpicking pattern: [1-3-2-4] x 2 per chord

VERSE	F	C	Dm	C				
	I took my	love and I took it down						
	I climbed a	mountain and I turned	around					
	And I saw	my re-flection in the	snow covered	hills				
	'til the	landslide	brought me	down				
VERSE	F	C	Dm	C				
	Oh mirror in the	sky	What is	love?				
	Can the child within my	heart	rise above					
	Can I sail through the	changing	ocean	tides				
	Can I handle the	seasons	of my	life				
		Mmm mmm	I don't	know				
	F	C	Dm	G7				
	Mmm mmm	Mmm mmm						
BRIDGE	C	G	Am	Am	F	C	Dm	G7
	Well I've been	afraid of	changing	'cause I	built my	life around	you	
	C	G	Am	Am	F	C	Dm	Dm
	But time makes you	bolder	Children get	older	I'm getting	older	too	
	F	C	Dm	Dm/				
	Oh I'm getting	older	too	So				
VERSE	F/	C/	Dm/	nc				
	Take this love	and take it down						
	If you climb a	mountain	and you	turn around				
	F	C	Dm	C				
	And if you see	my re-flection	in the	snow covered				
	well the	landslide will bring you	down	hills				
				down				
END	F	C	Dm/	C/				
	And if you see	my re-flection	in the	snow covered				
	F	C	Dm	C				
	the	landslide will bring you	down	hills				
	F	C	Dm/	well, well				
	the	landslide will bring you	down					

LEAVING ON A JET PLANE

by John Denver, 1966

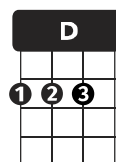
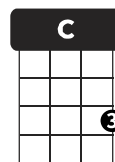
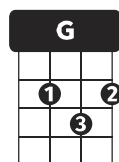
Ukulele arrangement by Cynthia Lin, <http://cynthialin.com/ukulele>

beginner - island strum: D - d u - u d u

counts: 1 & 2 & 3 & 4 &

fingering variation: [1-2 -3-4 - 3-2-3] per chord

option: pick on verse and strum on chorus



VERSE	G	C	G	C
1. All my	bags are packed, I'm	ready to go, I'm	standing here out-	side your door
2. But the	dawn is breaking, it's	early morn, The	taxi's waitin', he's	blowing his horn
	G	C	D	
1. I	hate to wake you	up to say good-	bye	
2. Al-ready I'm so	lonesome I could	die		

CHORUS	G	C	G	C
1. So	kiss me and	smile for me,	Tell me that you'll	wait for me
2. Cause I'm leaving	on a jet plane,	Don't know when	I'll be back again	
	G	C	D	D
1.	Hold me like you'll	never let me	go	
2.	Oh	babe, I hate to	go	

VERSE	G	C	G	C
3. There's so	many times I've	let you down, So	many times I	played around
4. Every	place I go I'll	think of you, Every	song I sing I'll	sing for you
	G	C	D	D
3.	I tell you now	they don't mean a	thing	
4. When	I come back I'll	bring your wedding	ring	

REPEAT CHORUS

VERSE	G	C	G	C
5.	Now the time has	come to leave you,	One more time	let me kiss you
6.	Dream about the	days to come, When	I won't have to	leave alone
	G	C	D	D
5.	Then	close your eyes,	I'll be on my	way
6.	A-	bout the times	I won't have to	say

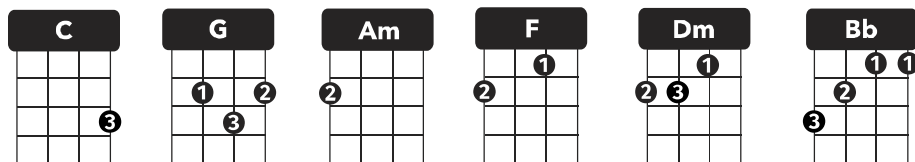
REPEAT CHORUS

OUTRO	G	C	G	C
Cause I'm	leaving	on a jet plane,	Don't know when	I'll be back again
	G	C	D	D
	Oh	babe, I hate to	go	end G/

LET IT BE

by Lennon-McCartney, 1970

Ukulele arrangement by Cynthia Lin, <http://cynthialin.com/ukulele>



rock strum: [D d D du]

optional picking on intro, first verse and chorus: [(134) - 2 - (134) - 2]

[F/ - C/ Dm/] *optional riff (slash indicates single strum)

INTRO: C G Am F | C G F* C

VERSE

	C	G	Am	F
1.	When I	find myself in	times of trouble,	Mother Mary
2.	And	in my hour of	darkness, she is	standing right in
				front of me
	C	G	F*	C
1.+ 2.	Speaking words of	wisdom,	let it be	

CHORUS Am G F C C G F* C

Let it be, let it be, let it be, let it be Whisper words of wisdom, let it be

VERSE

	C	G	Am	F
3.	And	when the broken	-hearted people,	living in the
4.	But	though they may be	parted, there is	still a chance that
				they will see
	C	G	F*	C
3.+4.	There will be an	answer, let it be		

CHORUS Am G F C C G F* C

Let it be, let it be, let it be, let it be There will be an answer, let it be
Let it be, let it be, let it be, let it be Whisper words of wisdom, let it be

BREAK x 2 F/ - C/ Dm/ | C/ - Bb/ F/ | G/ - F/ | C

A		-(12)	---	(10)	--	8---		--	7---	5-3---		-2---	0---		-3----	
E		-(13)	---	(12)	-(10)	-		--	8---	7-5---		-3---	1---		-0----	

VERSE

	C	G	Am	F
5.	And	when the night is	cloudy, there is	still a light that shines on me
6.	I	wake up to the	sound of music,	Mother Mary comes to me
	C	G	F*	C
5.	Shine on till to	-morrow,	let it be	
6.	Speaking words of	wisdom,	let it be	

CHORUS Am G F C C G F* C

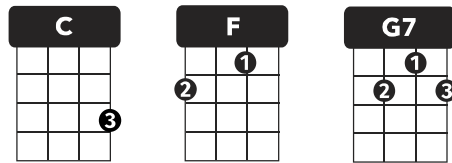
Let it be, let it be, let it be, let it be There will be an answer, let it be
Let it be, let it be, let it be, let it be Whisper words of wisdom, let it be

END with BREAK F/ - C/ Dm/ | C/ - Bb/ F/ | G/ - F/ | C

THE LION SLEEPS TONIGHT

by Solomon Linda, 1939, and made famous by the Tokens, 1961

Ukulele arrangement by Cynthia Lin, <http://cynthialin.com/ukulele>



counts: 1 & 2 & 3 & 4 &

chucking strum: [d u X u - d u X u], 1 per chord, X = chuck

VERSE **C /** **F /** **C /** **G7 /**
 In the jungle, the mighty jungle, the lion sleeps to- night
 In the jungle, the quiet jungle, the lion sleeps to- night

CHORUS x2 **C** **F**
 [d u X u - d u X u]
 A-wim-o-weh A-wim-o-weh A- wim-o-weh A-wim-o-weh
 C **G7**
 A-wim-o-weh A-wim-o-weh A- wim-o-weh A-wim-o-weh

VERSE (optional: add knock on 2 & 4)
 C / **F /** **C /** **G7 /**
 Near the village, the peaceful village, the lion sleeps to- night
 Near the village, the quiet village, the lion sleeps to- night

CHORUS x2 **C** **F** **C** **G7**
 A-weee -e-e-e- ee-um-o-weh
 (2nd voc layer: A-wim-o-weh A-wim-o-weh...)

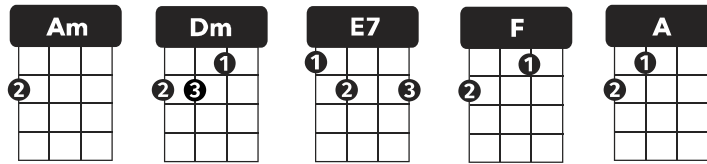
VERSE (optional: muted island strum)
 C / **F /** **C /** **G7 /**
 Hush my darling, don't fear my darling, the lion sleeps to- night
 Hush my darling, don't cry my darling, the lion sleeps to- night

CHORUS x2 **C** **F** **C** **G7**
 A-weee -e-e-e- ee-um-o-weh
 (2nd voc layer: A-wim-o-weh A-wim-o-weh...)

OUTRO **C /** **F /** **C /** **G7 /** END **C /**
 Dee-dee-dee-dee-dee Dee-dee-dee-dee-dee the lion sleeps to- night

PERHAPS, PERHAPS, PERHAPS

by Osvaldo Farrés, 1947 English lyrics by Joe Davis
Ukulele arrangement by Cynthia Lin, <http://cynthialin.com/ukulele>



island strum, 1 per chord

[Dm - E7]

splitting the island strum: [d d - u udu]

INTRO Am E7/

VERSE Am [Dm - E7] Am [Dm - E7]
You won't admit you love me, and so How am I ever to know
Am [F/ E7/] Am E7/
You always tell me Per-haps per-haps per-haps

VERSE Am [Dm - E7] Am [Dm - E7]
A million times I've asked you, and then I ask you over a-gain
Am [F/ E7/] Am Am/
You only answer Per-haps per-haps per-haps

BRIDGE E7 E7 A A
If you can't make your mind up, we'll never get started
E7 E7 A A/
And I don't wanna wind up being parted broken-hearted

VERSE Am [Dm - E7] Am [Dm - E7]
So if you really love me, say yes But if you don't dear, con-fess
Am [F/ E7/] Am Am/
And please don't tell me Per-haps per-haps per-haps

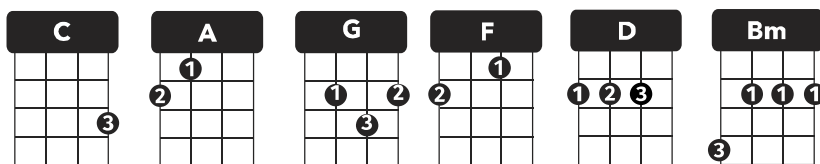
REPEAT BRIDGE

END VERSE Am [Dm - E7] Am [Dm - E7]
So if you really love me, say yes But if you don't dear, con-fess
Am [F/ E7/]
And please don't tell me Per-haps per-haps
Am [F/ E7/]
per-haps Per-haps per-haps
Am F E7 [Am/ Dm/] Am/
per-haps Per-haps per-haps per-haps

PROUD MARY

by John Fogerty, 1969

Ukulele arrangement by Cynthia Lin, <http://cynthialin.com/ukulele>



chucking strum: [du Xu du Xu] per chord, X = chuck; INTRO & BREAK downstrums with *knock

INTRO [C// A/]* [C// A/]* [C// A/ G/] [F / / / /] D D
advanced: du u du u du u u u u d d

VERSE D D D D
Left a good job in the city workin' for the man every night and day
D D D D
and I never lost one minute of sleepin' worryin' bout the way things might've been

CHORUS A A Bm G
Big wheel keep on turnin' Proud Mary keep on burnin'
D D D D
Rollin' rollin' rollin' on the river

VERSE D D D D
Cleaned a lot of plates in Memphis pumped a lot of pain down in New Orleans
D D D D
But I never saw the good side of the city till I hitched a ride on a river boat queen

CHORUS A A Bm G
Big wheel keep on turnin' Proud Mary keep on burnin'
D D D D
Rollin' rollin' rollin' on the river

BREAK [C// A/]* [C// A/]* [C// A/ G/] [F / / / /] D D

VERSE D D D D
If you come down to the river bet you're gonna find some people who live
D D D D
you don't have to worry if you got no money people on the river are happy to give

CHORUS A A Bm G
Big wheel keep on turnin' Proud Mary keep on burnin'
D D D D
Rollin' rollin' rollin' on the river
D D D D
Rollin' rollin' rollin' on the river

END [C// A/]* [C// A/]* [C// A/ G/] [F / / / /] D/

PURPLE RAIN

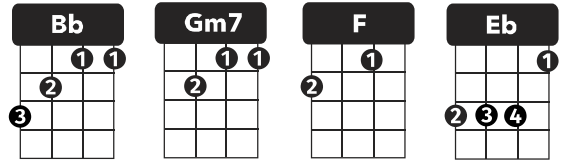
by Prince

Ukulele arrangement by Cynthia Lin, <http://cynthialin.com/ukulele>

1 2 3 4

extended rock strum: [D - D dU -ud - dudu] per chord

INTRO: **Bb Gm7 F Eb**



VERSE **Bb Gm7 F Eb**
I never meant to cause you any sorrow I never meant to cause you any pain
Bb Gm7 F F - Bb /
I only wanted to one time see you laughing I only wanted to see you laughing in the purple rain

CHORUS (no chord) **Eb Eb Bb Gm7 F F**
Purple rain purple rain Purple rain purple rain Purple rain purple rain
F F - Bb /
I only wanted to see you bathing in the purple rain

VERSE (no chord) **Bb Gm7 F Eb**
I never wanted to be your weekend lover I only wanted to be some kind of friend
Bb Gm7 F F - Bb /
Baby I could never steal you from another It's such a shame our friendship had to end

CHORUS (no chord) **Eb Eb Bb Gm7 F F**
Purple rain purple rain Purple rain purple rain Purple rain purple rain
F F - Bb /
I only wanted to see you under-neath the purple rain

VERSE (no chord) **Bb Gm7**
Honey, I know, I know, I know times are changing
F Eb
It's time we all reach out for something new, that means you too
Bb Gm7
You say you want a leader but you can't seem to make up your mind
F F - Bb /
I think you better close it and let me guide you to the purple rain

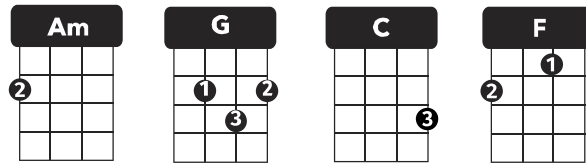
CHORUS (no chord) **Eb Eb Bb Gm7 F F**
Purple rain purple rain Purple rain purple rain Purple rain purple rain
F F - Bb /
I only wanted to see you under-neath the purple rain

OUTRO x 4 **Bb Gm7 F Eb** END **Bb /**
ooh

RIPTIDE

by Vance Joy, 2013

Ukulele arrangement by Cynthia Lin, <http://cynthialin.com/ukulele>



island strum: d- du -u du

island strum variation: d- D- -u du

chucking island strum: d- Xu -u Xu (X = chuck)

INTRO (island strum variation) **Am G C C**

VERSE (variation)	Am	G	C	C
	I was scared of	dentists and the	dark	
	I was scared of	pretty girls and	starting conversations	
	All my	friends are turning	green	
	You're the magician's assistant in their	dreams		

PRECHORUS (variation)	Am	G	C	C
	ah ooh	ooh	ooh	
	Am	G	C/ (hold single strum)	
	ah ooh	ooh	and they come unstuck	

CHORUS (chucking)	Am	G	C	C
	Lady,	running down to the	riptide,	taken away to the
	dark side,	I wanna be your	left hand man	
	I love you	when you're singing that	song and I got a lump in my	
	throat cuz	you're gonna sing the words wrong		

VERSE (variation)	Am	G	C	C
	There's this movie	that I think you'll	like	
	This guy decides to	quit his job and	heads to New York City	
	This cowboy's	running from him-self		
	and she's been living	on the highest	shelf	

PRECHORUS (variation)	Am	G	C	C
	ah ooh	ooh	ooh	
	Am	G	C/ (hold single strum)	
	ah ooh	ooh	and they come unstuck	

CHORUS (*chucking*)

Am	G	C	C
Lady,	running down to the	riptide,	taken away to the
dark side,	I wanna be your	left hand man	
I love you	when you're singing that	song and I got a lump in my	
throat cuz	you're gonna sing the words wrong		

SOLO (*fingerpicking*) x 4

```

A-----|
E-----0-----|
C--2-h4-----2-h4--|
G-----0-----|
    
```

BRIDGE (*island strum*)

Am	Am	G	G
I just wanna,	I just wanna know		
C	C	F	F
If you're gonna,	if you're gonna	stay	
Am	Am	G	G
I just gotta,	I just gotta know		
C	C	F/	
I can't have it,	I can't have it	any other way	

BRIDGE 2 (*single strum*)

Am/	G/	C/
I swear she's	destined for the screen	
Am/	G/	C/
Closest thing to Michelle Pfeiffer	that you've ever seen, oh	

CHORUS (*chucking*)

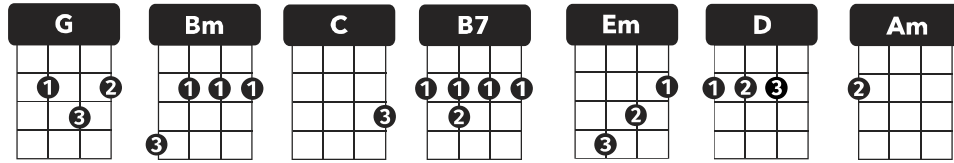
Am	G	C	C
Lady,	running down to the	riptide,	taken away to the
dark side,	I wanna be your	left hand man	
I love you	when you're singing that	song and I got a lump in my	
throat cuz	you're gonna sing the words wrong		

END CHORUS (*chucking*)

Am	G	C	C
Lady,	running down to the	riptide,	taken away to the
dark side,	I wanna be your	left hand man	
I love you	when you're singing that	song and I got a lump in my	
throat cuz	you're gonna sing the words wrong & I got a lump in my		
Am	G	C/	
throat cuz	you're gonna sing the words wrong		

SOMEWHERE OVER THE RAINBOW / WONDERFUL WORLD MEDLEY

by Harold Arlen & E.Y. Harburg / Bob Thiele & George Weiss
Ukulele arrangement by Cynthia Lin, <http://cynthialin.com/ukulele>



2 island strums per chord, [G - Bm] indicates 1 island strum per chord

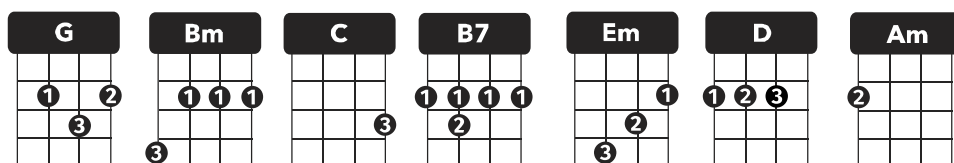
INTRO **G Bm C G** **C B7 Em C**
Ooh ooh ooh Ooh ooh ooh

VERSE 1 **G Bm** **C G**
Somewhere over the rainbow Way up high
C G **D Em C**
There's a land that I heard of Once in a lulla-by... -by
G Bm **C G**
Somewhere over the rainbow Skies are blue
C G **D Em C**
And the dreams that you dare to Dream really do come true... ooh

BRIDGE 1 **G D Em C**
Someday I'll wish upon a star Wake up where the clouds are far behind me
G D
Where troubles melt like lemon drops High above the chimney tops
Em C
That's where you'll find me

VERSE 2 **G Bm** **C G**
Somewhere over the rainbow Blue birds fly
C G **D Em C**
Birds fly over the rainbow Why oh why can't I... I...

VERSE 3 **[G - Bm]** **[C - G]**
Well I see trees of green and red roses too
[C - G] **[B7 - Em]**
I see them bloom for me and you
C D Em C
And I think to myself What a wonderful world...



VERSE 4

[G - Bm]	[C - G]
Well I see skies of blue and I see	clouds of white
[C - G]	[B7 - Em]
bright blessed day	dark sacred night
C	D
And I think to myself	[G - C] G
	What a wonderful world

BRIDGE 2

D	G
The colors of the rainbow	so pretty in the sky
D	G
Are also on the faces	of people going by
[C - G]	[C - G]
I see friends shaking hands	Saying, "How do you do?"
[C - G]	Am D
They're really saying,	"I love you."

VERSE 5

[G - Bm]	[C - G]
I hear babies cry and I	watch them grow
[C - G]	[B7 - Em]
They'll learn much more	than we'll know
C	D
And I think to myself	[G - C] G
	What a wonderful world

BRIDGE 1

G	D	Em C
Someday I'll wish upon a star	Wake up where the clouds are far behind me	
G	D	
Where troubles melt like lemon drops	High above the chimney tops	
Em C		
That's where you'll find me		

VERSE 2

G	Bm	C	G
Somewhere over the rainbow	Blue birds fly		
C	G	D	Em C
Birds fly over the rainbow	Why oh why can't I...	I...	

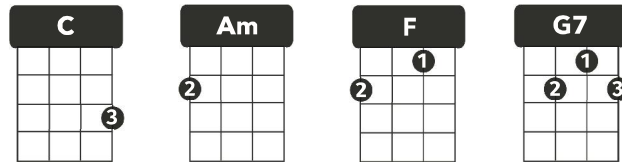
OUTRO

G	Bm	C	G	C	B7	Em	C	END	G /
Ooh ooh ooh				Ooh ooh ooh					

LESSON 4

STAND BY ME

by Ben E. King, Jerry Leiber and Mike Stoller



ISLAND STRUM: 1 2 & 3 & 4 &
d - | d u | *(drop) u | d u

*remember to drop your hand so you can come back up - it helps to say the word "drop"

TIMING: one island strum per chord

VERSE 1

When the	C	night has	C	come,	Am	And the land is dark	Am
And the	F	moon is the	G7	only light we'll	C	see	C
No I	C	won't be	C	a-fraid, no I	Am	won't be	Am
Just as	F	long as you	G7	stand, stand by	C	me,	C
						And darlin', darlin'	

CHORUS

	C	<u>Stand</u> by	C	me, oh	Am	<u>stand</u> by me	Am
oh	F	<u>stand</u>	G7	Stand by me,	C	stand by me	C

practice singing just the underlined syllables to build your singing-while-playing skills

VERSE 2

If the	C	sky that we	C	look upon,	Am	Should tumble and	Am
And the	F	mountains should	G7	crumble to the	C	sea	C
I won't	C	cry, I won't	C	cry, no I won't	Am	shed a	Am
Just as	F	long as you	G7	stand, stand by	C	me,	C
						And darlin', darlin'	

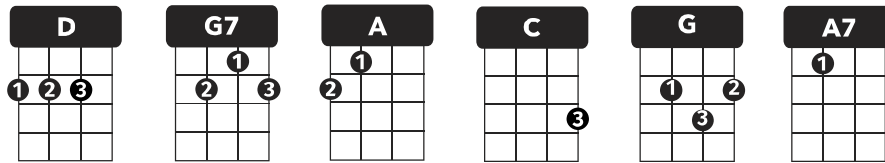
CHORUS x 2

	C	<u>Stand</u> by	C	me, oh	Am	<u>stand</u> by me	Am
oh	F	<u>stand</u>	G7	Stand by me,	C	stand by me	C

STUCK IN THE MIDDLE WITH YOU

by Stealers Wheel, 1972

Ukulele arrangement by Cynthia Lin, <http://cynthialin.com/ukulele>



chucking strum: [du Xu], X=chuck, 2 per chord

INTRO x 4: **D**

VERSE **D** **D** **D** **D**
Well I don't know why I came here tonight I got the feeling that something ain't right
G7 **G7** **D** **D**
I'm so scared in case I fall off my chair And I'm wondering how I'll get down the stairs
A [**C** - **G**] **D** **D**
Clowns to the left of me, Jokers to the right, here I am, Stuck in the middle with you

VERSE **D** **D** **D** **D**
Yes I'm stuck in the middle with you And I'm wondering what it is I should do
G7 **G7** **D** **D**
It's so hard to keep this smile from my face Losing control, yeah I'm all over the place
A [**C** - **G**] **D** **D**
Clowns to the left of me, Jokers to the right, here I am, Stuck in the middle with you

BRIDGE **G7** **G7** **D** **D**
Well you started out with nothing, and you're proud that you're a self-made man
G7 **G7**
And your friends, they all come crawlin', Slap you on the back and say
D / **knock** / / / / **A7** / **knock** / / / / **D** **D**
Please... Please...

VERSE **D** **D** **D** **D**
Trying to make some sense of it all But I can see that it makes no sense at all
G7 **G7** **D** **D**
Is it cool to go to sleep on the floor 'Cause I don't think that I can take anymore
A [**C** - **G**] **D** **D**
Clowns to the left of me, Jokers to the right, here I am, Stuck in the middle with you

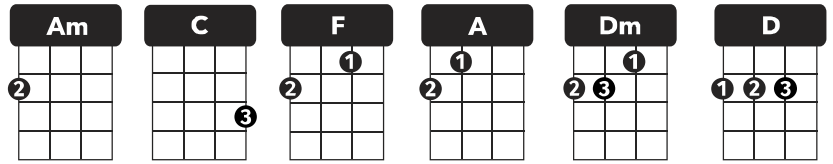
END **D** **D** **D** **D** **D** **D** //(slide)
Yes I'm stuck in the middle with you Here I am, stuck in the middle with you

TAINTED LOVE

by Ed Cobb

Ukulele arrangement by Cynthia Lin, <http://cynthialin.com/ukulele>

swing strum: [D - du] per chord



INTRO (swing) Am C F C

VERSE (swing)

Am	C	F	C	Am//	C	F	C
Some-times	I	feel,	I've got to	Run a-way,	I've got to		
Am//	C	F	C	Am	C	F	C
Get a-way		From the		pain you drive into the heart of me			
Am	C	F	C	Am	C	F	C
The love we share seems to				go no- where,	and I've		
Am	C	F	C	(island) Am		C	
lost my light,		For I		toss and turn I can't sleep at night			

CHORUS (island)

A	A	C	C
Once I ran to you,	now I run from you		
F	F	Dm	Dm
This tainted love you've given,	I give you all a boy could give you		
D hits ////	D hits ////		
Take my tears and	that's not nearly		
(swing) Am	C	F	C
All,	Tainted love oh oh	oh,	Tainted love

VERSE (swing)

Am	C	F	C	Am//	C	F	C
Now I know, I've got to	Run a-way, I've got to						
Get a-way	You don't really	want any more from me					
To make things right,	You need some-one to hold you tight,	and you					
Am	C	F	C	(island) Am		C	
think love is to pray,	but I'm	sorry, I don't pray that way					

REPEAT CHORUS

VERSE (swing)

Am	C	F	C	Am	C	F	C
Don't touch me, please	I can-not	stand the way you	tease				
I love you though you hurt me so,	Now I'm going to pack my things and go						

OUTRO (swing)

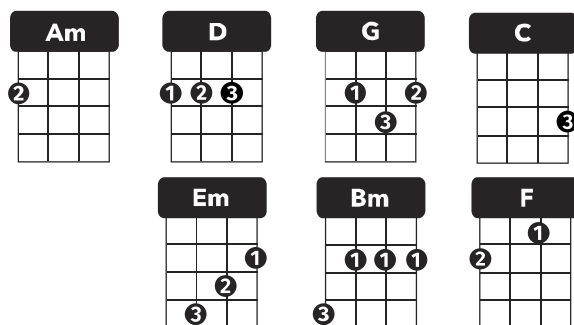
Am	C	F	C	Am	C	F	C
Tainted love oh oh	oh,	Tainted love oh oh					
Touch me, baby, tainted love	Tainted love	END	Am//				

TAKE ON ME

by A-ha, 1984

Ukulele arrangement by Cynthia Lin, <http://cynthialin.com/ukulele>

1 2 3 4
on verse, chucking island strum : [D- Xu -u Xu]
on chorus, island strum : [D- du -u du]
half-time strum : [D- du Xu du]



INTRO (chucking island strum) or RIFF x 2

	Am	D	G	C
A	-7-7-----	-----9-9-(10)(12)	(10)(10)-----	-7-7--7-----7-----
E	-----8-----	(10)(10)-(10)-----	----- (10)-7-	----- (10)(10)-(10)-
C	-----9-9-	-----	-----	-----

VERSE

(chucking)

	Am	D	G	C
1.	Talking away,		I don't know what	I'm to say
2.	So needless to say		I'm odds and ends,	but I'll be
3.	Oh things that you say,		yeah is it life or	just to play

	Am	D	G	C
1.	I'll say it anyway,		Today's another	day to find you
2.	stumbling away		slowly learning that life is okay	
3.	my worries away,		you're all the things I've	got to remember

	Am	D	Em	C
1.	Shying away,		I'll be coming for your	love okay
2.	Say after me,		it's no better to be	safe than sorry
3.	You're shying away,		I'll be coming for you	anyway

CHORUS

(island strum - soft)

G	D	Em	C
Take	on	me	(loud) take on me
Take	me	on	take on me

(half-time strum)

I'll	be	gone	in a day or
------	----	------	-------------

(island strum - loud) two

VERSE 2 + REPEAT CHORUS

BRIDGE (island strum)

Bm Bm F F Bm Bm F F Am Am D D/

VERSE 3 + REPEAT CHORUS

END

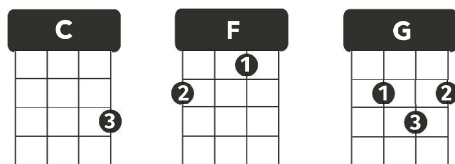
(island strum)

G	D	Em	C	G	D	Em	C	G/
I'll	be	gone	in a day or	(half-time strum)	two			

LESSON 1

THREE LITTLE BIRDS

by Bob Marley



SIMPLE DOWN STRUM: $\overset{1}{d} \mid \overset{2}{d} \mid \overset{3}{d} \mid \overset{4}{d}$
TIMING: 4 strums per chord

CHORUS

Don't worry	C	about a thing	C
Cause every little thing	F	is gonna be al-right	C
Singin' don't worry	C	about a thing	C
Cause every little thing	F	is gonna be al-right	C

VERSE

Rise up this morning,	C	smiled with the rising sun	G
Three little birds	C	pitch by my doorstep	F
Singing sweet songs	C	of melodies pure and true	G
Sayin' "this is my	F	message to	C
		you"	

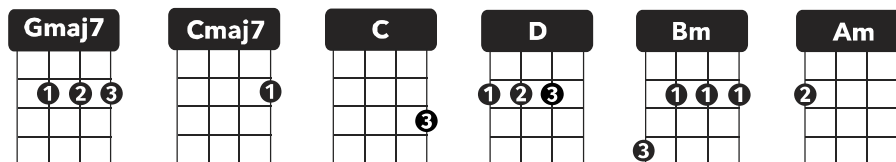
HOW TO PRACTICE: 5 minutes a day is good for your brain and good for your soul!

- 1 Always remember to tune your uke before you practice
- 2 Your fingertips may hurt at first - practicing 5 to 10 minutes a day will keep them from hurting too much and allow your fingertips time to build callouses.
- 3 Strum each chord clearly before you begin playing the song. You can practice transitioning between the chords as an exercise.
- 4 Check your handshake position, make sure the palm is curled and the knuckles are curled.
- 5 You can use the lesson tutorials for review at <http://youtube.com/cynthialinmusic>
- 6 There are tons of ukulele chord charts online - search for the song you want to play and give it a shot. Have fun!

WAITING IN VAIN

by Bob Marley, 1977

Ukulele arrangement by Cynthia Lin, <http://cynthialin.com/ukulele>



1 2 3 4

Reggae strum, X=mute or scrape: [Xx Dx Xx Dx], 1 per chord

INTRO/BREAK **Gmaj7** **Gmaj7** **Cmaj7** **Cmaj7**

CHORUS x 2 **Gmaj7** **Gmaj7** **Cmaj7** **Cmaj7**
I don't wanna wait in vain for your love

VERSE **Gmaj7** **Gmaj7** **Cmaj7** **Cmaj7**
From the very first time I rest my eyes on you, girl
My heart says follow through
But I know now that I'm way down on your line
But the waitin' feel is fine
So don't treat me like a puppet on a string
'Cause I know I have to do my thing
Don't talk to me as if you think I'm dumb
I wanna know when you're gonna come - soon

CHORUS x 3 **Gmaj7** **Gmaj7** **Cmaj7** **Cmaj7**
I don't wanna wait in vain for your love

BRIDGE **C/** **D/** **Bm/** **Am/**
'Cause if summer is here I'm still waiting there
Winter is here And I'm still waiting there BREAK

VERSE **Gmaj7** **Gmaj7** **Cmaj7** **Cmaj7**
It's been three years since I'm knockin' on your door,
And I still can knock some more
Ooh girl, ooh girl, is it feasi- ble? I wanna know now
for I to knock some more Ya see,
in life I know there's lots of grief
But your love is my relief
Tears in my eyes burn, tears in my eyes burn While I'm
waiting, while I'm waiting for my turn, see!

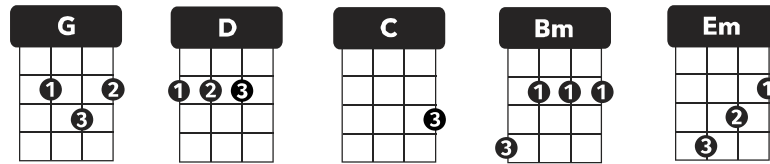
CHORUS x 4

CODA x 4 **Gmaj7** **Gmaj7** **Cmaj7** **Cmaj7**
I don't wanna I don't wanna I don't wanna I don't wanna I don't wanna wait in vain

WONDERFUL TONIGHT

by Eric Clapton, 1977

Ukulele arrangement by Cynthia Lin, <http://cynthialin.com/ukulele>



on INTRO tab, b = bend

rock strum, 2 per chord :

extended rock strum:

1 2 3 4 1 2 3 4
D (d) D du | D (d) D du
D (d) D dU | ud dudu

INTRO

	G	D	C	D	G
A	-----	-----	-----	--2--3--7-	-5-
E	----5b-3-5-	----5b-3-0-	----5b-3-5-	-----	---

VERSES

	G	D	C	D
1.	It's late in the	evening	She's wondering what	clothes to wear
2.	We go to a	party	And everyone	turns to see
3.	It's time to go	home now	And I've got an aching	head
	G	D	C	D
1.	She puts on her	makeup	And brushes her	long blonde hair
2.	This beautiful	lady	That's walking a-round	with me
3.	So I give her the	car keys	She helps me to	bed
	C	D	[G - Bm]	Em
1.	And then she asks me	Do I look	al-right?	And I say
2.	And then she asks me	Do you feel	al-right?	And I say
3.	And then I tell her	As I turn out the light	(—> OUTRO)	
	C	D	G	
1.	Yes,	you look wonderful	to-night	(—> INTRO RIFF then VERSE 2)
2.	Yes,	I feel wonderful	to-night	(—> BRIDGE)

BRIDGE

C	D	[G - Bm]	Em
I feel wonderful	because I see the	love light	in your eyes

C	D	C	D/
And the wonder of it	all is that you just don't rea-lize	how much I love you	(—> INTRO + VS 3)

OUTRO

C	D	[G - Bm]	Em
I say my darling,	you are wonderful	to-night	
C	D	G	
Oh my darling,	you are wonderful	to-night	(—> INTRO RIFF to END)